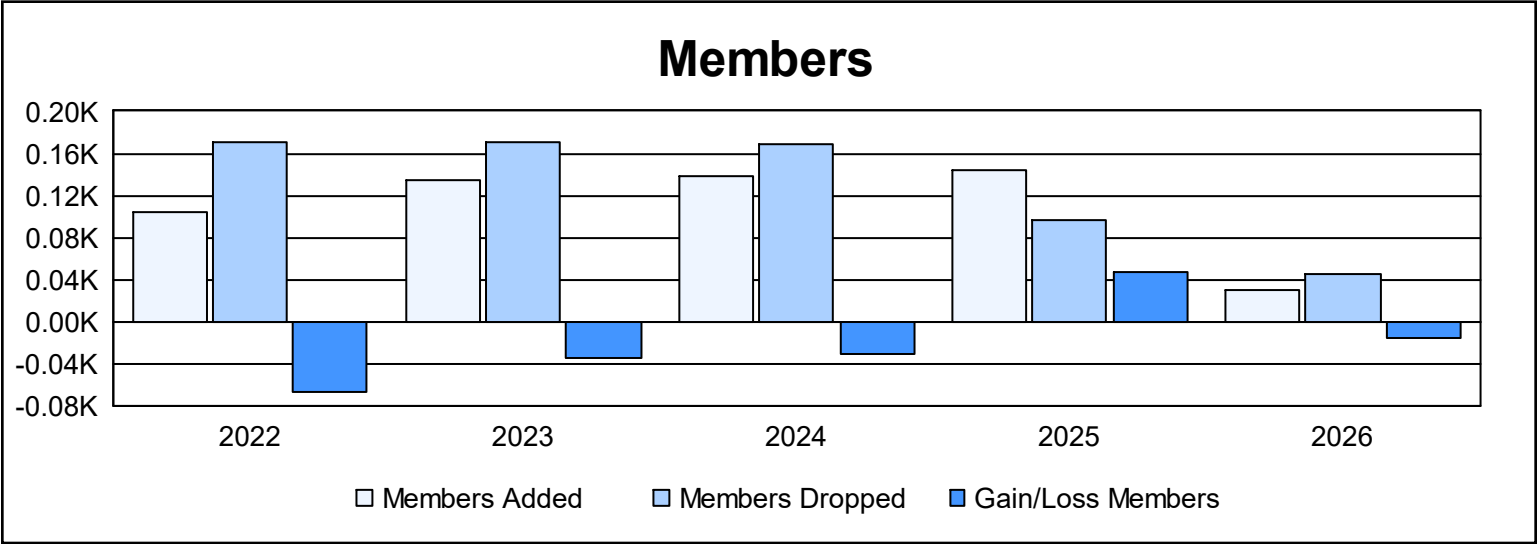
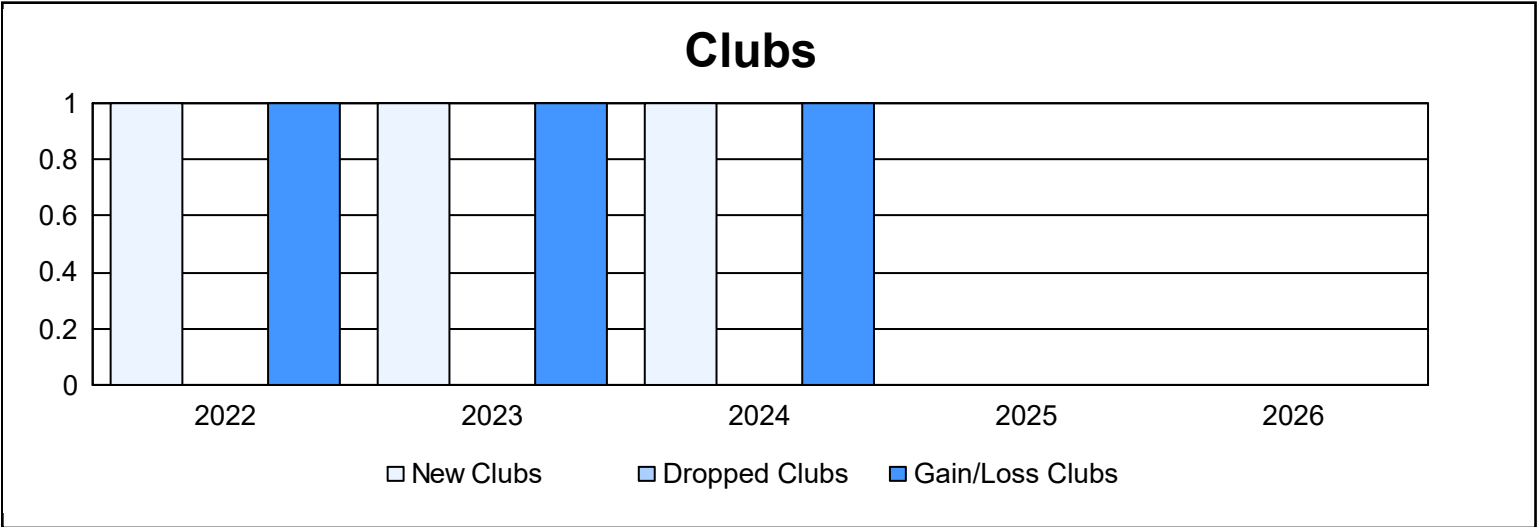
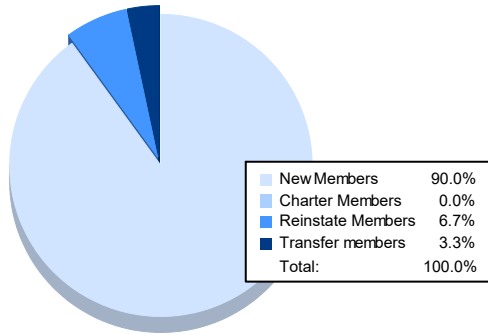


| Year | New Clubs | Dropped Clubs | Gain/ Loss Clubs | New Members | Charter Members | Reinstate Members | Transfer Members | Total Member Added | Total Members Dropped | Gain/ Loss Members |
|-----------|-----------|---------------|------------------|-------------|-----------------|-------------------|------------------|--------------------|-----------------------|--------------------|
| 2021-2022 | 1 | 0 | 1 | 67 | 28 | 3 | 6 | 104 | 171 | -67 |
| 2022-2023 | 1 | 0 | 1 | 91 | 28 | 3 | 13 | 135 | 170 | -35 |
| 2023-2024 | 1 | 0 | 1 | 94 | 29 | 7 | 8 | 138 | 169 | -31 |
| 2024-2025 | 0 | 0 | 0 | 133 | 0 | 2 | 8 | 143 | 96 | 47 |
| 2025-2026 | 0 | 0 | 0 | 27 | 0 | 2 | 1 | 30 | 46 | -16 |
| Average | 1 | 0 | 1 | 82 | 17 | 3 | 7 | 110 | 130 | -20 |



Membership Composition October 2025 Cumulative



Gender Composition October 2025 Cumulative

